



Max Range

11.306 km



Cruise Speed

851 km/h



Cargo Capacity

4.580 cu ft



Max Takeoff Capacity

184.612 kg



Engines

2 Turbofans  
Pratt & Whitney 



Business Seats

16



Economy Seats

251




IFE

YES



ETOPS

180 min



# BOEING 767-300ER

## CS-TSV

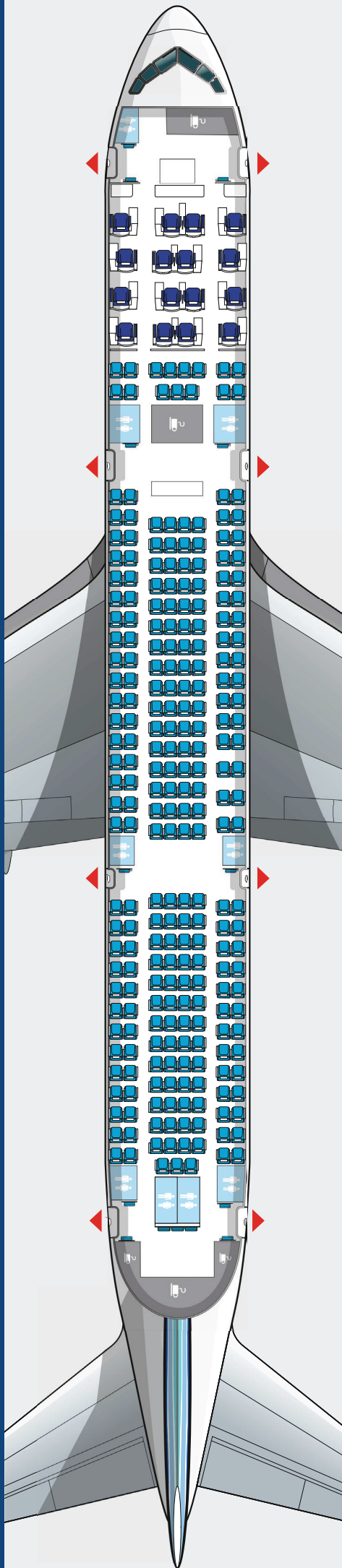
### SPECS | CONFIGURATIONS | PHOTOS

Serial Nr 33049  
 Line Nr 893  
 YOM 2003  
 Join EAA Fleet 2018  
 Configurations 16C / 251Y


#### RANGE CAPABILITY FROM:



Full passenger payload | Standard rules | 85% annual winds | Airways and traffic allowances included | Fuel volume limited



## BUSINESS CLASS



## ECONOMY CLASS



### IN-FLIGHT ENTERTAINMENT SYSTEM AND CONTENT

All digital IFE system, with an interactive audio/video on demand (AVOD), designed to provide passengers with all kind of entertainment as well as Personal Electronic Device (PED) Power features, with 110 VAC power outlets and USB ports for all passengers.