



Max Range

7.400 km



Cruise Speed

871 km/h



Cargo Capacity

110 CBM



Max Takeoff Capacity

233.000 kg



Max Landing Weight

187.000 kg



Engines

2 Turbofans  
GE-CF6 



Business Seats

12



Economy Seats

283




IFE

YES



ETOPS

180 min



# AIRBUS A330-200

CS-TGD

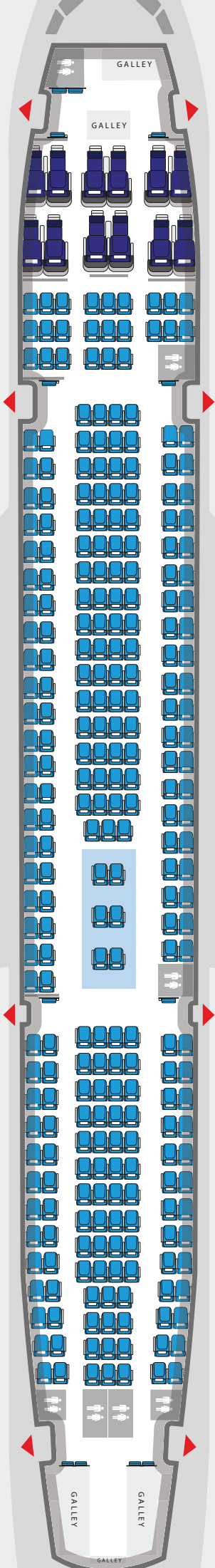
SPECS | CONFIGURATIONS | PHOTOS

Serial Nr P-738  
 Line Nr 489  
 YOM 2002  
 Join EAA Fleet 2025  
 Configurations 12C / 283Y

## RANGE CAPABILITY FROM:



Full passenger payload | Standard rules | 85% annual winds | Airways and traffic allowances included | Fuel volume limited



## BUSINESS CLASS




### A FULLY HORIZONTAL LIE-FLAT BED

Controlled by a customized, capacitive touch passenger control unit that offers an adjustable lounge position, an independently adjustable leg rest.

Automatically controlled mood lighting which dims as the seat moves to bed position and a choice of reading lights are also standard features



## ECONOMY CLASS



### IN-FLIGHT ENTERTAINMENT SYSTEM AND CONTENT

All digital IFE system, with an interactive audio/video on demand (AVOD), designed to provide passengers with all kind of entertainment. For Economy Class, the IFE can be used in passengers personal devices (BYOD) thru a WiFi connection. USB ports for Business Class and Economy Class.