



Max Range

14.260 km



Cruise Speed

851 km/h



Cargo Capacity

5.330 cu ft



Max Takeoff Capacity

297.557 kg



Engines

2 Turbofans
GE 90-94B



Business Seats

30



Premium Seats

24



Economy Seats

239




IFE

In-seat Monitor
AVOD



ETOPS

180 min



BOEING 777-200ER

CS-TSW

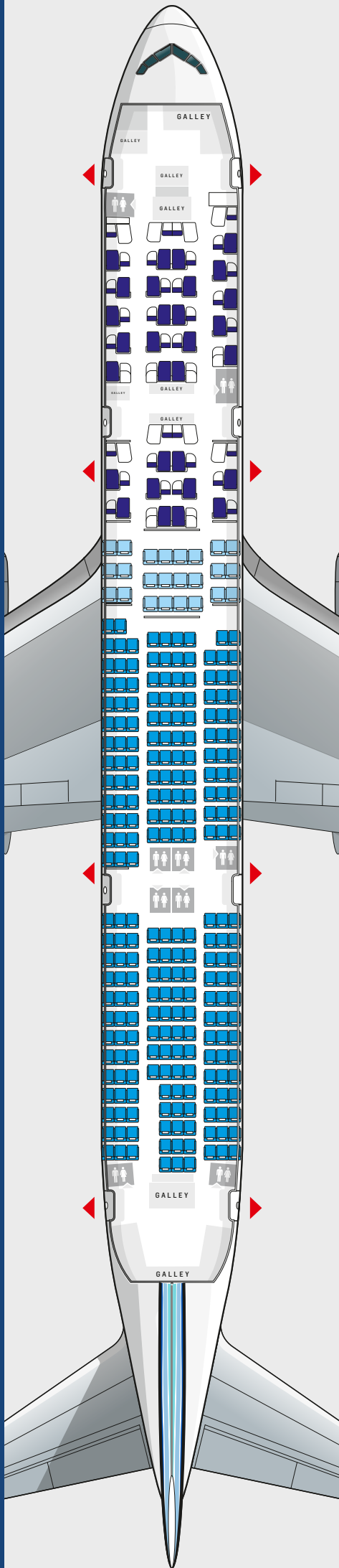
SPECS | CONFIGURATIONS | PHOTOS

Serial Nr 32782
 Line Nr 463
 YOM 2003
 Join EAA Fleet 2022
 Optional Configurations 1 - 30C / 24W / 239Y

RANGE CAPABILITY FROM:



Full passenger payload | Standard rules | 85% annual winds | Airways and traffic allowances included | Fuel volume limited



BUSINESS CLASS



A FULLY HORIZONTAL LIE-FLAT BED


Controlled by a customized, capacitive touch passenger control unit that offers an adjustable lounge position, an independently adjustable leg rest and an optional massage and lumbar system. Automatically controlled mood lighting which dims as the seat moves to bed position and a choice of reading lights are also standard features.



PREMIUM CLASS



ECONOMY CLASS



IN-FLIGHT ENTERTAINMENT SYSTEM AND CONTENT
All digital IFE system, with an interactive audio/video on demand (AVOD), designed to provide passengers with all kind of entertainment as well as Personal Electronic Device (PED) Power features, with 110 VAC power outlets and USB ports for all passengers.